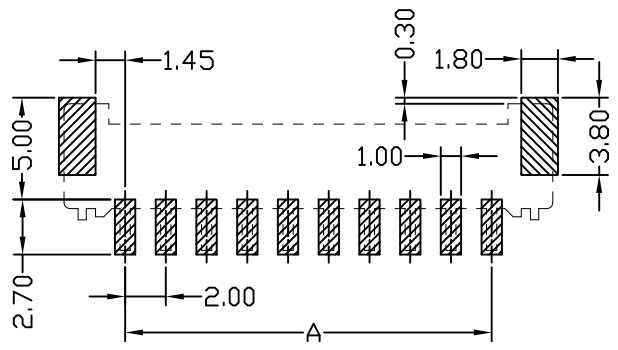
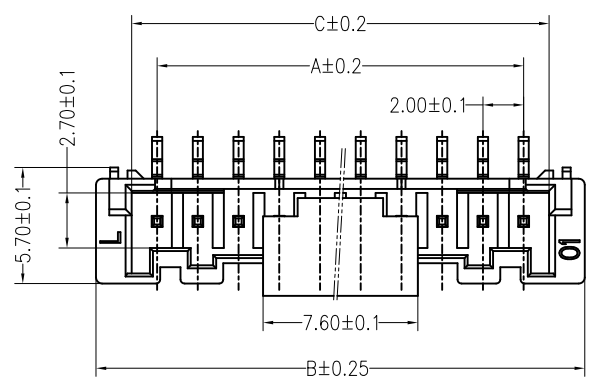
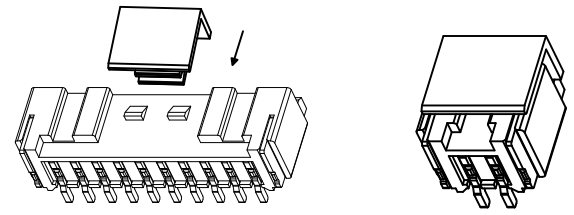


REV	DESCRIPTION	DESIGN	DATE
A0	NEW RELEASE	蒋建银	2018/04/07



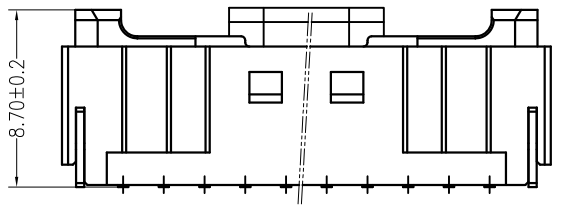
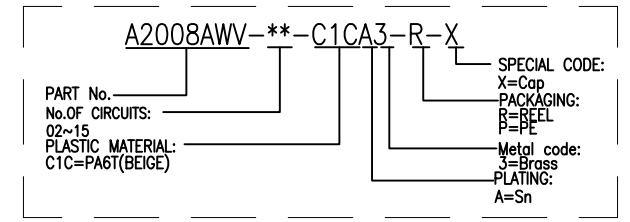
PCB LAYOUT



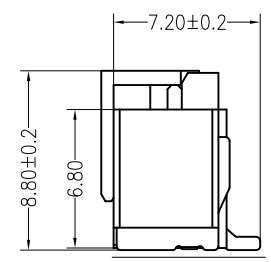
Specifications:

- Poles: 02 to 15
- Contact resistance: $\leq 20m\Omega$
- Insulation resistance: $\geq 1000M\Omega$
- Rated voltage: 250V AC DC
- Rated current: 3.0A AC DC
- Withstand Voltage: 800V AC/minute
- Temperature Range: $-25^{\circ}C \sim +85^{\circ}C$
- Housing: PA6T UL94V-0, Natural (Beige)
- CAP: PA6T UL94V-0, Natural (Beige)
- Contacts: Brass/Sn-plated
- Solder Tabs: Brass/Sn-plated

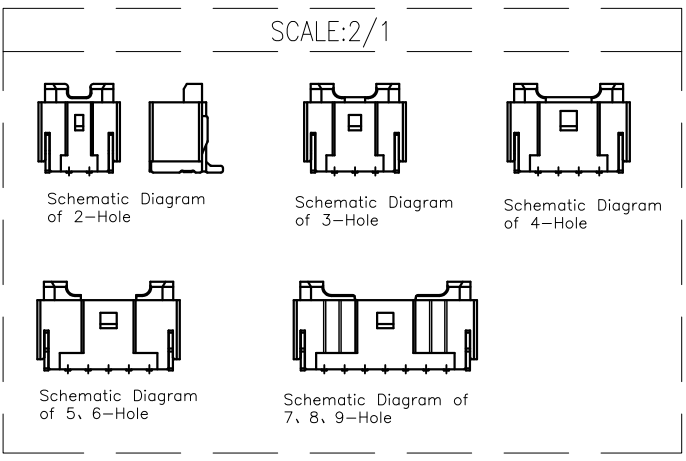
ORDER INFORMATION:



Schematic Diagram of 10, 11, 12, 13, 14, 15-Hole



0.1



PIN.	DIM A	DIM B	DIM C
2pin	2.00	8.00	4.55
3pin	4.00	10.00	6.55
4pin	6.00	12.00	8.55
5pin	8.00	14.00	10.55
6pin	10.00	16.00	12.55
7pin	12.00	18.00	14.55
8pin	14.00	20.00	16.55
9pin	16.00	22.00	18.55
10pin	18.00	24.00	20.55
11pin	20.00	26.00	22.55
12pin	22.00	28.00	24.55
13pin	24.00	30.00	26.55
14pin	26.00	32.00	28.55
15pin	28.00	34.00	30.55

JKUN 温州健坤接插件有限公司
WENZHOU JKUN CONNECTOR CO.,LTD.

GENERAL TOLERANCE	
X. ± 0.50	X. $\pm 5^{\circ}$
X.X ± 0.30	X.X $\pm 2^{\circ}$
X.XX ± 0.20	X.XX $\pm 1^{\circ}$

USE: CUSTOMER
 APPD: 刘振岭
 CHKD: 王亮
 DR: 蒋建银

TITLE: 2.00mm PITCH 180° WAFER SMT TYPE	
PART NO.: A2008AWV-**-C1CA3-R-X	
DWG NO.: JKUN-GCCP-0742	
SCALE 1 : 1	SHEET 1 / 1